








## 1. US Amphibious Operations

- A unit is delayed and placed **+2 turns** after the current if it either:
  - drifts out of the *Beach Landing Boxes*.
  - is, during *high tide*, in a *Beach Landing Box* that does not point toward a beach hex.
- HQs and Generals
  - do not check for landing hazard.
  - if stacked with a unit, may drift with it.

Turn 1	A	B	C	D
	<b>+1 turn</b>	<b>Eliminated</b>	<b>-1 step</b>	<b>-1 step +2 left</b>
Turn 2-3	A	B	C	D
	∅	<b>+1 left</b>	<b>-1 step</b>	<b>+3 left</b>
DG & CH 	∅	<b>+1 left</b>	<b>+4 left</b>	<b>+1 right</b>
others	<b>+4 left</b>	<b>+2 left</b>	<b>+9 left</b>	∅
Turn 4-14	A	B	C	D
	<i>Rangers may</i> <b>+ [1-4] left</b>	<b>+1 left</b>	<b>+4 left</b>	<b>+1 right</b>
DUKW 	<b>Eliminated</b>	<b>-1 step</b>	<b>-2 steps</b>	∅
others	<b>+3 turns</b>	<b>+2 left</b>	<b>-1 step</b>	∅
Turn 15+	A	B	C	D
	∅	∅	∅	∅
DUKW 	<b>Eliminated</b>	<b>-1 step</b>	<b>-2 steps</b>	∅
others	<b>+3 turns</b>	remove from play	∅	<b>-1 step</b>

On *Exploding Mine Symbol*, check the *Beach Landing Boxes*

- Turn 7+ : that lands on a beach hex with *Uncleared Beach Obstacles*.
- Turn 16+ : that pass through a beach hex with *Uncleared Beach Obstacles*.
- Turn 23+ : none, all obstacles are considered cleared.

within the possible targets, remove **1 step** from a unit, if none, delay an HQ (not General) for **+2 turns**.

On Placing Units in *Beach Landing Boxes*

- Max 2 units per *Beach Landing Boxes* (HQs and Generals do not count).
- A General may not be placed alone if there are units scheduled to arrive with him.
- Only *Rangers* may be placed in *Charlie Beach Landing Boxes* (CH).
- Turn 7+ units may be delayed (place them on another turn).
- Turn 11+ a unit that has been delayed may be placed in any *Beach Landing Box*.

## 2. German Fire

- *Disrupted* units may not fire.
- On double symbol, at least 1 unit in the positions must have a *Depth* marker.
- # *Possible hits* : # *Depth* markers + # German units (with or without *Depth* marker).
- *Armor hit bonus* : Armor are considered as **Non-armored** units.
- *Leader hit bonus* : Heroes, HQs and Generals may be hit, not *Disrupted*.
- *Concentrated target* : 5+ steps stacked together are considered to have matching **symbol**.
- *Target priority* within field of fire : closest to the firing position → most steps → player choice.

	WN or Revealed Reinforcement	Unrevealed Reinforcement
●	-1 step	-1 step + <b>Disrupted</b>
⊕ + <b>Non-Armored</b> + sym	-1 step	-1 step + <b>Disrupted</b>
○ + <b>Non-Armored</b> + sym	<b>Disrupted</b>	<b>Disrupted</b>

- US units lose **1 step max**, hit them before *Leaders* (regardless of the field of fire type).
- Hit HQs are delayed **+2 turns**, and have to re-enter via beach landing.
- Hit Heroes and Generals are flipped on first hit, Generals are killed on the second hit.
- A Hero can be flipped to *Inspired* to prevent the loss of the **last step** of the unit he is with.
- Remove *Disrupted* markers from the german units that were prevented from firing.

## 3. German Artillery

- Count *Undisrupted* caliber matching Artillery in **Sector's** WN positions and Artillery Box.
- A unit with the matching **symbol** will lose **-1 step**.
- *Target priority* (most steps within the above):
  - An infantry unit in a *Landing Box*.
  - A non-infantry unit in a beach hex.
  - A non-infantry unit in a *Landing Box*.
  - An infantry unit in a beach hex.

## 4. US Engineers

- Clear *Beach Obstacles* that are not in the fiels of fire of an activated German position.
  - Turn 2-6 : clear at most **2** hexes.
  - Turn 7-15 : clear at most **1** hex.

## 5. US Actions

- Each unit can conduct at most **1** action per turn.
- You may conduct **2** actions per **Sector** with units or stacks of units.
- And conduct **free** actions with :
  - *ranger* infantry units.
  - Units with a *Hero* or *Inspired* marker.
  - HQs and Generals.
  - Units stacked with or adjacent to an HQ or General that has **not moved yet**.
- *Disrupted* units remove their *Disrupted* marker for **free** as their only possible action.

### 5.1. Move 1 Hex

- Infantry move for **free** from a beach hex towards the protecting end of the beach (not Sheer Cliffs).

	Infantry	Leaders	Others
<b>Bocage, Orchard, Woods Hedge, Seawall, Slope</b>	∅	∅	<b>unless via road</b>
<b>Bluff</b>	<b>climb</b>	<b>no climb</b>	<b>unless via road</b>
<b>Scaleable Cliff</b>	<b>climb cliff</b>	<b>No</b>	<b>No</b>
<b>Mined Roads, Shingle Anti-Tank Ditch / Wall</b>	∅	∅	<b>No</b>
<b>Rough, Sheer Cliff</b>	<b>No</b>	<b>No</b>	<b>No</b>

- To cross a *Scaleable Cliff* hexside, put a **climb cliff** marker on the infantry without moving it.
- To cross a *Bluff* hexside, cross it and put a **climb** marker on the infantry (not the *Leaders*).
- Units with a **climb cliff** marker may conduct 1 of the following **free** actions:
  - cross the *Scaleable Cliff* hexside and flip the marker to **climb** side.
  - remove the marker and stay put.
- Units with a **climb** marker remove it as their only possible **free** action.
- *Infiltration* from an hex adjacent to and in the field of fire of a German position, to a similar hex.
  - Draw 1 card, respect *Depth* marker condition, but not *Concentrated target* after the move.
  - Lose **-1 step** on matching **color** and **symbol**.
  - On step loss, may complete the move or stay in the starting hex.
  - HQ and Generals may not attempt to infiltrated on their own.
  - Draw 2 cards if infiltrating past 2+ German positions.
- **Stacking** limit is **2 units** per hex, HGs and Generals do not count.
- At the end of the US Action Phase, you must eliminate units until the limit is met.
- At the end of the **Turn**, Units that are underwater without a *Climp Cliff* marker are removed from play.

## 5.2. US Attack

- A German hex can't be barraged and attacked or attacked twice in the same phase.
- Each unit participating to the attack must conduct an action.
- An attack must at least include 1 infantry or *Ranger* infantry unit adjacent to the target.
- **Infantry** and **heavy infantry** units in range of the target hex may support the attack.
- **Heavy infantry** may support an adjacent infantry across a **bluff** or **cliff** hexside.
- **Tank**, **anti-tank** and **anti-aircraft** units in range may support the attack if either:
  - it is adjacent to the target hex.
  - it is adjacent to an attacking infantry.
  - it is in command of any HQ or General.
  - at least 1 attacking infantry unit is in command of any HQ or General.
- An **Artillery** may support the attack if it is:
  - in range but not adjacent to the target.
  - in command of an HQ that is also in command of an attacking infantry.
  - not in the field of fire of the attacked hex, unless it is *armored*.
- A **Naval fire**, if available, may support if 1 attacking infantry has a radio or is in command of an HQ.
- **FL Flanking** : requires attacking from two hexes that are adjacent to the target but not to each other.
- **FL Flanking** : if the unit and *Depth* marker require it, the attack must be conducted from 3+ hexes.
- *Heroes* from adjacent hex can provide 1 weapon (not **FL**) or a +1 to the attack, **not cumulative**.
- An infantry in command of an HQ, attacking from an adjacent hex is considered having a radio **RD**.

Terrain	Unit Strength	Depth Strength
Bocage, Buildings, Slope	x2	x2
Orchard, Woods, Shingle, Anti-Tank Ditch / Wall	x2	x1
Bluff, Scaleable Cliff, Sheer Cliff	Attack prohibited	

Weapons	Delta	Alone	+Hidden Depth	+ Revealed Depth
NO	≤	US Disrupted + Depth	US Disrupted + Unreveal German	US Disrupted
	>	+ Depth	US Disrupted	∅
	x2	Disrupted	Disrupted	Disrupted + [-1 step adj -> Eliminated]?
YES	<	+ Depth	US Disrupted	∅
	=	Disrupted	∅	Disrupted
	>	Eliminated	Reveal Depth + resolve again	Disrupted - Depth
	x2	Eliminated		

- HQs and Generals are not affected by the results of an attack.
- German defensive benefits from the least advantageous hexside.
- A US unit can attack from the top of a bluff, treat it as an attack across a slope hexside.
- **Eliminated** : 352<sup>th</sup> units (Grey/Brown) in communication *withdraw* in *Division Reinforcement Box*.

### 5.3. US Tank Barrage

- A German hex can't be barraged and attacked in the same phase.
- Many **tanks** can separately barrage the same German hex.
- *Unrevealed Reinforcement* position can't be barraged.
- A **tank** in range but not adjacent to a German hex can Barrage it if either:
  - it is in the field of fire of the position.
  - an *Undisrupted* infantry is in the field of fire.
- In the later case, the **tank** or the infantry must be in command of an HQ or a General.

	1-2	3-5	6+
color + sym	<b>Disrupted</b>	<b>Disrupted</b>	<b>Disrupted - Depth</b>
color	<b>Disrupted</b> if no Depth	<b>Disrupted</b>	<b>Disrupted</b>
sym	Ø	<b>Disrupted</b> if no Depth	<b>Disrupted</b>

### 5.4. US Naval Artillery Barrage

- A German hex can't be barraged and attacked in the same phase.
- Any German hex except *Unrevealed Reinforcement* positions can be barraged if both:
  - an *Undisrupted* infantry unit is in the field of fire of the targeted German hex.
  - it has a radio or it's in command of an HQ.
- For **free**, place a *Disrupted* marker on the target and remove Depth marker if any.

## 6. German Communication & Depth & Reinforcement




- A German unit is in **Communication** if it can trace a path to any exit hex (A-G).
- The path is blocked by US controlled hexes, rough, beach or pavillon adjacent to the beach.
- US units (not Generals) controls their hex, US Infantry & Tanks also control their 6 adjacent hexes.
- An occupied *Reinforcement* position may trace through one adjacent US controlled Bocage hex.
- A **Depth** marker can be received by any German unit, in communication and without **Depth** marker.
- Choose the German unit closest to a US unit → 1 hex WN → 2 hexes WN → *Reinforcement*.
- If there is choices within the above : lowest ID → lowest letter.
- Draw the **Depth** marker from the appropriate pool:
  - WN position : WN **Depth** pool → *Tactical Reinforcement*.
  - *Reinforcement* in buildings : Building **Depth** pool → Mobile **Depth** pool.
  - *Reinforcement* : Mobile **Depth** pool → Ø.
- *Reinforcement* can be placed face down in a numbered empty *Reinforcement* position, in command:
  - adjacent to a US unit → lowest numbered position.
  - within 2 hexes of a US unit → lowest numbered position.
  - with the lowest number.
- Draw units from the *Tactical Pool* without a **Depth** marker → *Division Pool* with **Depth** marker.
- When triggered by a WN **Depth**, choose the nearest *Reinforcement* position even without a number.
- On *Kampfgruppe Meyer* event : 4 units and 2 **Depth** → *Division Reinforcement* and *Mobile Depth*.

## 7. Tables

### 7.1. US amphibious

Turn 1	A	B	C	D
	<b>+1 turn</b>	<b>Eliminated</b>	<b>-1 step</b>	<b>-1 step +2 left</b>
Turn 2-3	A	B	C	D
	∅	<b>+1 left</b>	<b>-1 step</b>	<b>+3 left</b>
DG & CH 	∅	<b>+1 left</b>	<b>+4 left</b>	<b>+1 right</b>
others	<b>+4 left</b>	<b>+2 left</b>	<b>+9 left</b>	∅
Turn 4-14	A	B	C	D
	<i>Rangers may +[1-4] left</i>	<b>+1 left</b>	<b>+4 left</b>	<b>+1 right</b>
DUKW 	<b>Eliminated</b>	<b>-1 step</b>	<b>-2 steps</b>	∅
others	<b>+3 turns</b>	<b>+2 left</b>	<b>-1 step</b>	∅
Turn 15+	A	B	C	D
	∅	∅	∅	∅
DUKW 	<b>Eliminated</b>	<b>-1 step</b>	<b>-2 steps</b>	∅
others	<b>+3 turns</b>	remove from play	∅	<b>-1 step</b>

### 7.2. German Fire

	WN or Revealed Reinforcement	Unrevealed Reinforcement
	<b>-1 step</b>	<b>-1 step + Disrupted</b>
 + <b>Non-Armored</b> + sym	<b>-1 step</b>	<b>-1 step + Disrupted</b>
 + <b>Non-Armored</b> + sym	<b>Disrupted</b>	<b>Disrupted</b>

### 7.3. US move

	Infantry	Leaders	Others
Bocage, Orchard, Woods Hedge, Seawall, Slope	∅	∅	<b>unless via road</b>
Bluff	<b>climb</b>	<b>no climb</b>	<b>unless via road</b>
Scaleable Cliff	<b>climb cliff</b>	<b>No</b>	<b>No</b>
Mined Roads, Shingle Anti-Tank Ditch / Wall	∅	∅	<b>No</b>
Rough, Sheer Cliff	<b>No</b>	<b>No</b>	<b>No</b>

#### 7.4. US attack

Weapons	Delta	Alone	+Hidden Depth	+ Revealed Depth
NO	≤	US Disrupted + Depth	US Disrupted + Unreveal German	US Disrupted
	>	+ Depth	US Disrupted	∅
	x2	Disrupted	Disrupted	Disrupted + [-1 step adj -> Eliminated]?
YES	<	+ Depth	US Disrupted	∅
	=	Disrupted	∅	Disrupted
	>	Eliminated	Reveal Depth	Disrupted - Depth
	x2	Eliminated	+ resolve again	









#### 7.5. German Defense

Terrain	Unit Strength	Depth Strength
Bocage, Buildings, Slope	x2	x2
Orchard, Woods, Shingle, Anti-Tank Ditch / Wall	x2	x1
Bluff, Scaleable Cliff, Sheer Cliff	Attack prohibited	

#### 7.6. US barrage

	1-2	3-5	6+
color + sym	Disrupted	Disrupted	Disrupted - Depth
color	Disrupted if no Depth	Disrupted	Disrupted
sym	∅	Disrupted if no Depth	Disrupted

#### 7.7. US Weapons

Unit Type	Weapons	Definitions
 Infantry	BG - BR - BZ - DE - MO - RD	<b>AR</b> - Artillery <b>BG</b> - Bangalore Torpedo <b>BR</b> - Browning Automatic Rifle <b>BZ</b> - Bazooka <b>DE</b> - Demolitions <b>MG</b> - Machine Gun <b>MO</b> - Mortar <b>NA</b> - Naval Artillery <b>RD</b> - Radio <b>FL</b> - Flanking
 ranged from adj	above + MG	
 ranged from dist	BR - BZ - MG - MO - RD	
 Tank	1-5 hex : AR - BZ 1-3 hex : BR - MG	
 Anti-Aircraft	BR - MG	
 Artillery	AR - DE - MO	
 Anti-Tank	AR - BZ	
 Headquarters	RD	
Naval Fire Marker	AR - DE - NA	

## 7.8. US Units

Turn	East Sector	West Sector
0	2 steps 1/B/741 - 2/B/741 - 1/C/741 - 2/C/741	2 steps 1/B/743 - 2/B/743 - 1/C/743 - 2/C/743
1	2 steps 1/A/741 - 2/A/741 3 steps E/2/16 - F/2/16 - L/3/16 - I/3/16	2 steps C/2R - 1/A/743 - 2/A/743 3 steps A/1/116 - E/2/116 - F/2/116 - G/2/116
3	2 steps 1•2/397 3 steps G/2/16 - K/3/16	2 steps 3•4/397 - 5•6/397 3 steps B/1/116
4	3 steps H/2/16 - M/3/16	3 steps C/1/116 - D/1/116 - H/2/116 I/3/116 - K/3/116 - L/3/116
5	2 steps A•C/81C	Gen. Cota 116/HQ 2 steps B•D/81C - A•B/2R 3 steps M/3/116
6	3 steps A/1/16 - B/1/16 - C/1/16	2 steps A•B/5R - C•D/5R - E•F/5R
7	16/HQ 3 steps D/1/16 4 steps 62AFA	4 steps 58AFA
8	2 steps Can/16 4 steps 7FA	2 steps Can/116 4 steps 111FA
9	AT/16 2 steps A•B/197 - C•D/197	AT/116 2 steps A•B/467 - C•D/467
10	Gen. Wyman	∅
16	3 steps E/2/18 - F/2/18 - G/2/18 - H/2/18	3 steps A/1/115 - B/1/115 - C/1/115 - D/1/115 E/2/115 - F/2/115 - G/2/115 - H/2/115
19	∅	115/HQ 3 steps I/3/115 - K/3/115 - L/3/115 - M/3/115
20	3 steps A/1/18 - B/1/18 - C/1/18 - D/1/18	AT/115
22	18/HQ 3 steps I/3/18 - K/3/18 - L/3/18 - M/3/18	∅
23	AT/18	∅